

# THE GREAT CHART PAPER SURVEY

**A Whole Group  
Assessment for  
All Grades, All Subjects,  
& Staff Development Too**

# THE GREAT CHART PAPER SURVEY

## Instructions

### What is the Great Chart Paper Survey?


A chart paper survey is an at a glance assessment of a whole group. Are you interested in your student's reading habits? Do you want to find out their attitude towards math? Are you getting ready to begin a unit of study? Do you want to find out what student's already know about the topic? Are you presenting to a group of teachers? How well do you know your audience? Do you want to assess your student's background knowledge? The possibilities of a chart paper survey are endless.

It takes very little time and effort to prepare a chart paper survey. The results are quick, and give you the opportunity to rethink your lesson, prepare for your unit, or revise your day. Why spend time covering material your audience knows well? Now you can focus your instruction, units of study, and workshop sessions to genuinely meet the needs of your students and audience.

This activity is both engaging and relevant. It's also somewhat anonymous which relieves students of the pressure of answering the way they think you want them to answer. You can use this activity in any grade level or subject. You can also use this activity in teacher workshops..

### Materials :

- chart paper
- marker
- stickers or sticky notes
- set of questions & criteria



# THE GREAT CHART PAPER SURVEY

## **A Few Thoughts**

- If you teach more than one class, or you want to see how different groups of students respond, use different colored or shaped stickers.
- Make the chart big enough for everyone to see.
- You can use more than one chart in a session for different purposes.

## **Early Childhood / Primary**

In early childhood classes you can use pictures for a chart paper survey. Are you getting ready to learn about the community? Place pictures of a fire truck, post office truck, police car, etc. on a chart. Give children stickers to place under the pictures of places they've been or know about. Use the chart paper survey to generate information for a graph –favorite colors, how many people live in a house, and more.






## **Elementary, Middle School, & High School**

There are many relevant ways to use a chart paper survey in multiple grades. You can survey knowledge, attitudes, and interests. Survey possibilities: How do you feel about yourself as a writer? Have you ever heard of \_\_\_? Do you know how to \_\_\_? What are your favorite books? Which topic would you like to study? Which book would you like to read?

## **Staff Development / Workshops**

I've used chart paper surveys to get a quick idea of where people feel they are at with the material I am going to cover in a workshop. This helps me to adjust my presentations to better meet the needs of my audience. Why spend lots of time on mini lessons if the majority of teachers feel this is an area of strength? Instead, focus on areas where people tend to wobble and feel they need some ideas, guidance, and direction. This will make your day go much better and your evaluations at the end are sure to be positive. Teachers hate to waste their time. Don't waste your time covering the wrong topics.

# How do you feel about reading?

I always have my nose in a book. I love to read.	I read sometimes, but only nonfiction.	I read a lot, but not all of the time.	I read sometimes.	I only read when I have to. I hate to read.
				

A chart paper survey only means something if you analyze and reflect on the results. This chart surveys student's attitudes about reading.

There are 20 students in each class. More students in the green class seem to enjoy reading than the students in the red class.

This chart tells you that you need to work on motivation in the red class. You need to continue the reading enjoyment in the green class, but you have a few reluctant readers. You will need to target your efforts in the green class to a few students.

You have quite a few students who read a lot, but need to add reading time to their lives. This is something you will want to work on.

The results show that you have quite a few "nose in the book" readers in the green class, but not very many in the red class. The red class is going to need some work.

This is a mock chart and analysis. I hope it demonstrates the possibilities.



# Effective Teaching Solutions

by  
Lisa Frase

Thank you for your purchase!



Follow Me Across the Web

If you have any questions or concerns about your purchase, please email me at [effectiveteachingsolutions@yahoo.com](mailto:effectiveteachingsolutions@yahoo.com). Please give me the opportunity to solve any problems or correct any mistakes before leaving feedback or ratings on TPT. IF you are pleased with your purchase, please leave positive feedback so others can learn how this classroom resource is beneficial.

If you would like to receive notifications when I post new products, please follow me on TPT. Simply click the [Follow](#) button on the top left-hand side of my TPT storefront.

